

■ L/C Filter, Duplexer & Multiplexer

L/C Filter

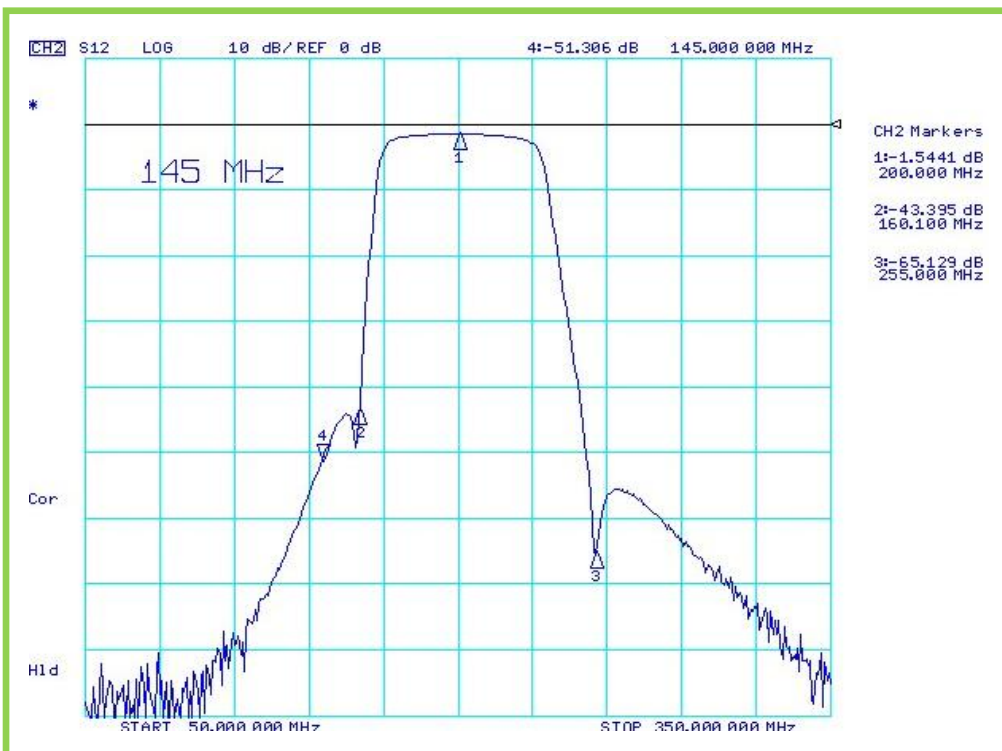
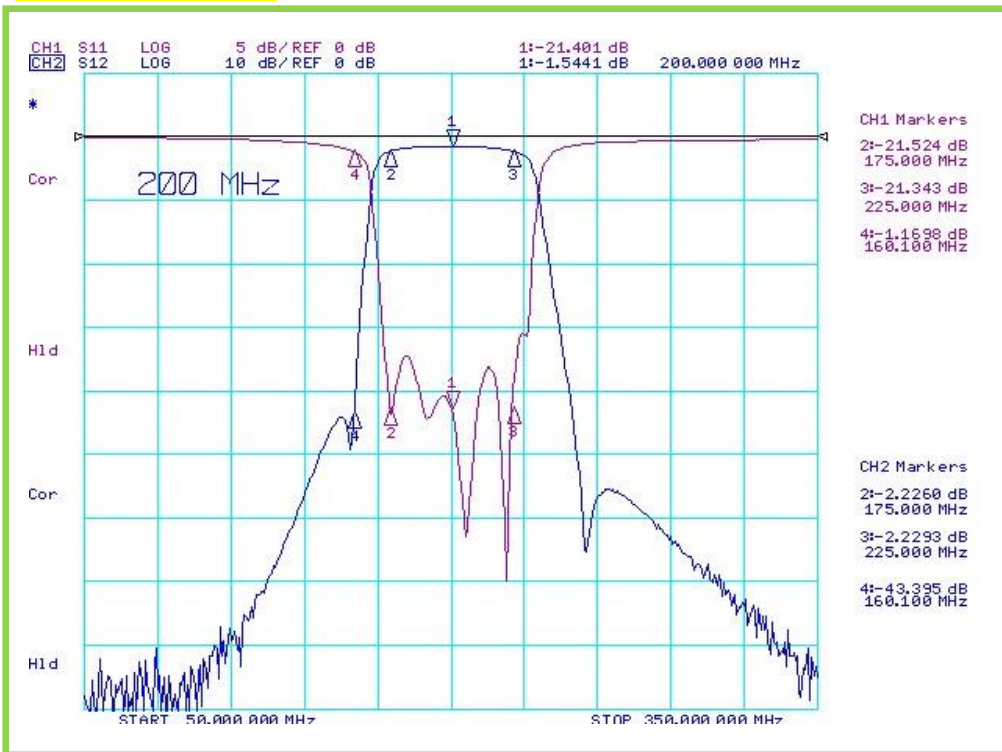
Part Number	Freq. Range (MHz)	I.L (dB) max	R.L (dB) min	Imped. (ohms)	Attenuation (dB) / min	Dimension W x L x H (mm)
RLF20B10L2.0A40	15 ~ 25	2.0	15	50	40 @ 1 MHz, 45 MHz	23.0 x 12.0 x 7.0
RLF40B10L2.5A30	35 ~ 45	2.5	15	50	30 @ 20 MHz, 60 MHz	23.0 x 12.0 x 7.0
RLF50B2L7.0A20	49 ~ 51	7.0	11	50	20 @ fo±5 MHz, 40 @ fo±10 MHz	23.0 x 12.0 x 8.0
RLF62.5B20L3.0A40	52.5 ~ 72.5	3.0	15	50	40 @ fo ± 100 MHz	23.0 x 12.0 x 8.0
RLF70B10L3.0A35	65 ~75	3.0	12	50	35 @ 40 MHz, 100 MHz	23.0 x 12.0 x 8.0
RLF80B4L5.0 A30	78 ~ 82	5.0	12	50	35 @ 65 MHz 30 @ 95 MHz	23.0 x 12.0 x 7.0
RLF90B3L3.5A30	88.5 ~ 91.5	3.5	15	50	40 @ 70 MHz 30 @ 110 MHz	23.0 x 12.0 x 7.0
RLF100B10L3.5A30	95 ~105	3.5	15	50	30 @ 80 MHz, 120 MHz	23.0 x 12.0 x 6.5
RFL115B1.24L7.0A25	114.38 ~ 115.62	7.0	15	50	25 @ Fo+/-4.95 MHz	47.0 x 15.5 x 14
RLF125B5L5.0A20	122.5 ~ 127.5	5.0	15	50	20 @ 95 MHz, 145 MHz	23.0 x 12.0 x 7.0
LRF125B100L2.0A50A	75~175	2.0	15	50	50@ 1MHz / 50 @400MHz	20.5 x 12.5 x 8.0
RLF140B20L3.2A55	130 ~ 150	3.2	18	50	55 @ 85 MHz, 195 MHz	23.0 x 12.0 x 6.5
RLF150B7L5.0A25	143 ~ 157	5.0	12	50	40 @ 127.5 MHz, 25 @ 172.5 MHz	35.0 x 12.0 x 7.5
RLF160B5L5.5A30	157.5 ~ 162.5	5.5	12	50	30 @ 145 MHz, 175 MHz	23.0 x 12.0 x 8.0
RLF172B10L5.5A35	167.8 ~ 177.8	5.5	15	50	35 @ 134.8, 210.8 MHz	23.0 x 12.0 x 8.0
RLF190B10L4.5A40	185 ~ 195	4.5	12	50	40 @ 120 MHz, 260 MHz	23.0 x 12.0 x 8.0
RLF200B50L3.0A50	175~225	3.0	15	50	40 @ 159.9~160.1MHz 50 @ 255~335MHz	47.0 x 15.0 x 7.5
RLF237B30L2.5A40	222 ~ 252	2.5	15	50	40 @ 177 MHz, 297 MHz	47.0 x 15.0 x 7.5
RLF240B5L4.0A40	237.5 ~ 242.5	4.0	12	50	40 @ 310 MHz	23.0 x 12.0 x 8.0
RLF260B10L5.0A20	255 ~ 265	5.0	12	50	20 @ 230 MHz, 290 MHz	23.0 x 12.0 x 7.0
RLF310B10L6.0A40	305 ~ 315	6.0	15	50	40 @ 240 MHz, 380 MHz	23.0 x 12.0 x 8.0
RLF330B40L3.5A45	310 ~ 350	3.5	15	50	45 @ Fo+/-80 MHz	23.0 x 12.0 x 8.0
RLF311B50L2.5A40	286 ~ 336	2.5	15	50	40 @ 241 MHz, 381 MHz	47.0 x 15.0 x 7.5
RLF350B24L4.5A10	338 ~ 362	4.5	12	50	10 @ 320 MHz, 380 MHz	23.0 x 12.0 x 8.0
RLF368B70L3.0A40	333 ~ 403	3.0	15	50	40 @ 288 MHz, 448 MHz	47.0 x 15.0 x 7.5
RLF360B40L3.5A45	340 ~ 380	3.5	15	50	45 @ Fo+/-80 MHz	23.0x 12.0 x 8.0
RLF386B60L3.5A50	356~416	3.5	14	50	50 @ Fo+/-60 MHz	30.0 x 15.0 x 11.0
RLF375B385L7.0A40	375 ~ 385	7.0	15	50	40 @ 310 MHz, 450 MHz	23.0 x 12.0 x 7.0
RLF460B160L1.5A20	380 ~ 540	1.5	15	50	20 @ 660~900 MHz, 20 @ 900~2,000 MHz	13.0 x 12.0 x 7.0

■ L/C Filter, Duplexer & Multiplexer

L/C Filter

► Performance

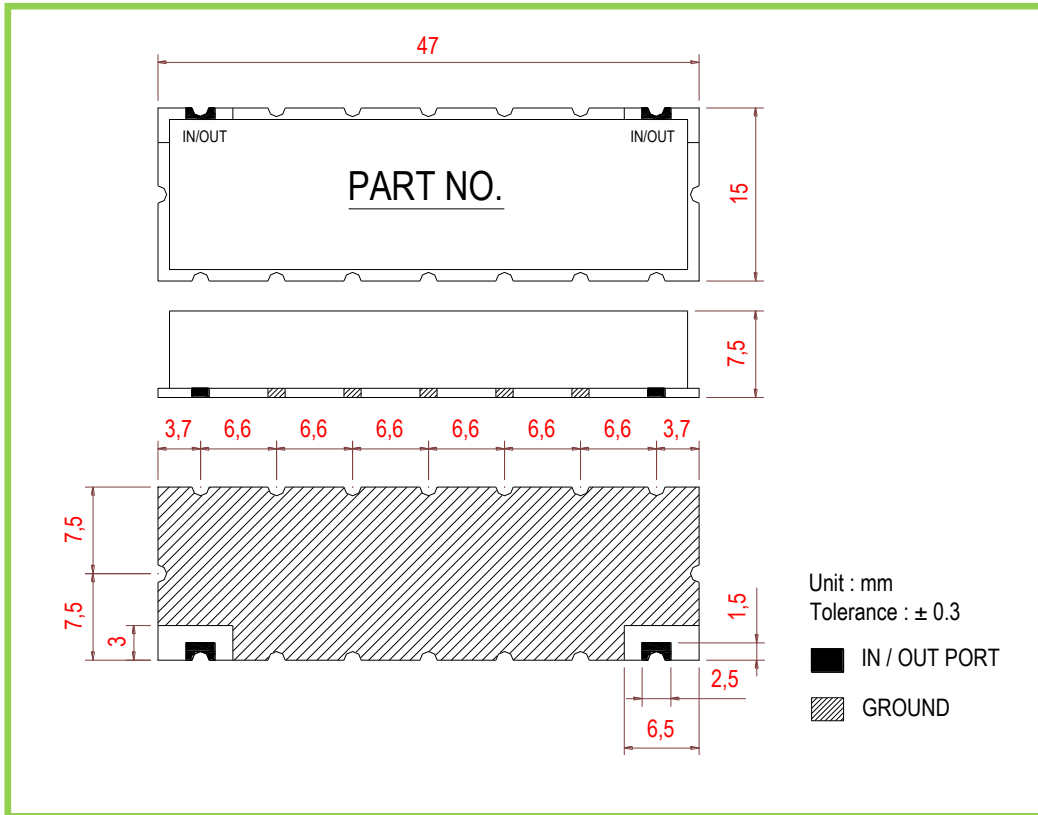
◆ RLF200B50L3.0A50



■ L/C Filter, Duplexer & Multiplexer

L/C Filter

◆ Dimension (RLF200B50L3.0A50)



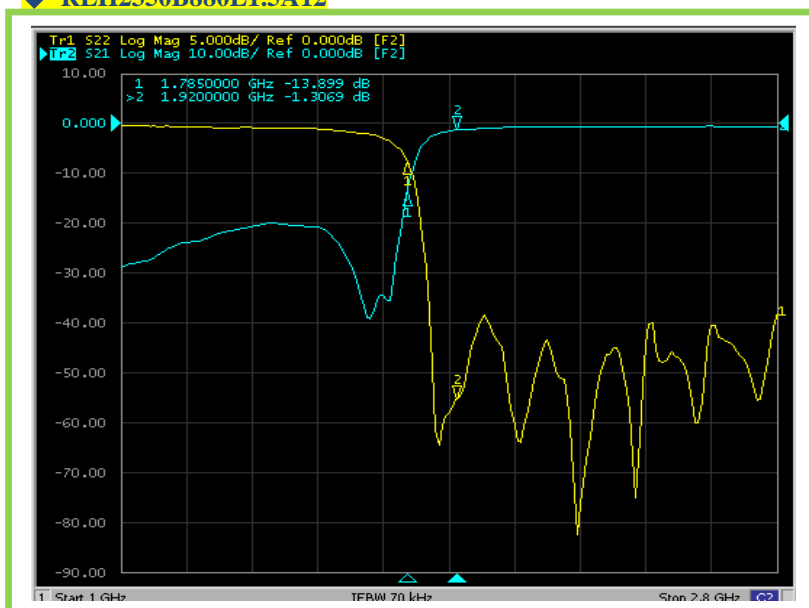
■ L/C Filter, Duplexer and Multiplexer

L/C Low Pass and High Pass Filter

Part Number	Freq. Range (MHz)	I.L (dB) max	R.L (dB) min	Imped. (ohms)	Attenuation (dB) / min	Dimension W x L x H (mm)
LRL 10 L1.5 A70	DC ~ 10	1.5	15	50	70 @ 20MHz	25.4x12.7x6.7
LRL 10 L1.5 A50	DC ~ 10	1.5	15	50	50 @ 20MHz	12x13x5.3
LRL 50 L1.5 A50	DC ~ 50	1.5	15	50	50 @ 100MHz	25.4x12.7x6.7
LRL 156 L0.5 A70	DC ~ 156	1.0	15	50	70 @ 215MHz	47x15x7.5
LRL 350 L0.5 A70	DC ~ 350	1.0	15	50	70 @ 450MHz	47x15x7.5
LCL 500 L1.0 A80	DC ~ 500	1.0	15	50	80 @ 900 MHz	12x13x5.3
LRL 710 L2.5 A50E	DC ~ 710	2.5	15	50	45 @ 800 MHz	47x15x7.5
LRL 800 L1.5 A20	DC ~ 800	1.5	15	50	20 @ 1500~2400 MHz	12x13x5.3
LRL 900 L3.0 A30	DC ~ 900	3.0	15	50	30 dB @ 1000 MHz	25.4x12.7x6.7
LRL1000 L1.2 A20	DC ~ 1000	1.2	15	50	20 @ 1600~3000 MHz	12x13x5.3
LRL1200 L0.5 A30	DC ~ 1200	0.5	15	50	30 @ 1900~3600 MHz	12x13x5.3
LRL 1500 L1.5 A20	DC ~ 1500	0.5	15	50	20 @ 2200~4500 MHz	12x13x5.3
LRL 2000 L1.8 A20	DC ~ 2000	1.8	15	50	20 @ 3200~6000 MHz	12x13x5.3
RLH 550 L1.0 A60	550 ~ 1000	1.0	15	50	60 @ DC~250 MHz	25.4x12.7x6.7
LRH1350B1050L1.2A25D	1350 ~ 2400	1.2	15	50	25 @ DC ~ 1000MHz	25.4x12.7x6.7
LRH225B775L1.5A10E	225 ~ 1000	1.5	15	50	30 @ 30~110MHz	47x15x7.5
LRH 2360 B880 L1.5 A12	1920 ~ 2800	1.5	15	50	12min @ DC ~ 1785MHz	8.2x7.8x2.8
LRH 2550 B900 L1.5 A18	2100 ~ 3000	1.5	15	50	18min @ DC ~ 1880MHz	8.2x7.8x2.8

► Performance

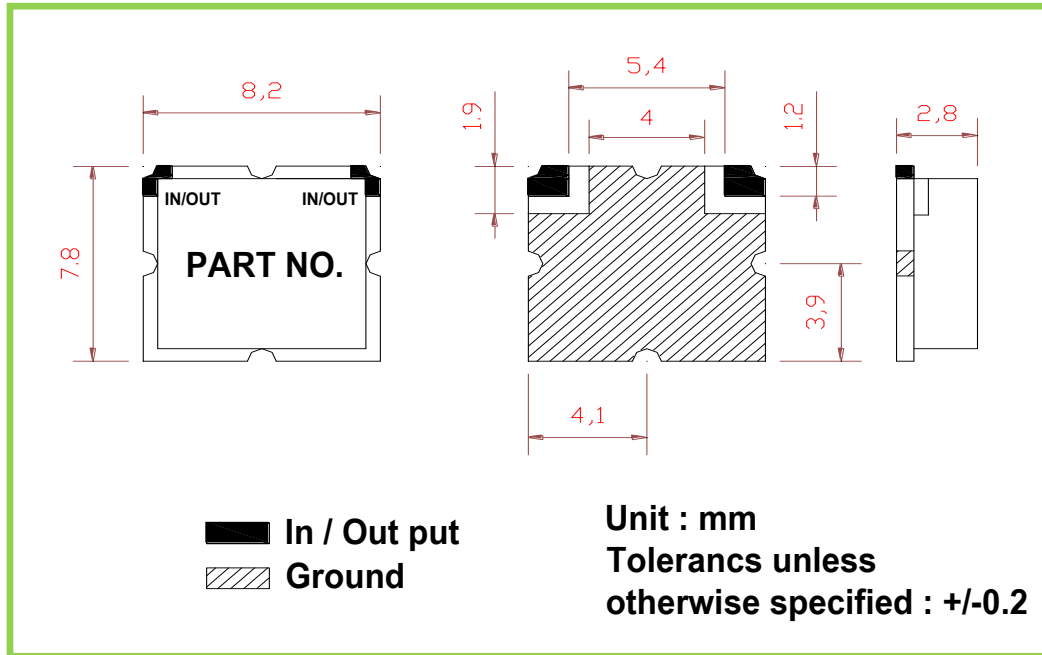
◆ RLH2350B880L1.5A12



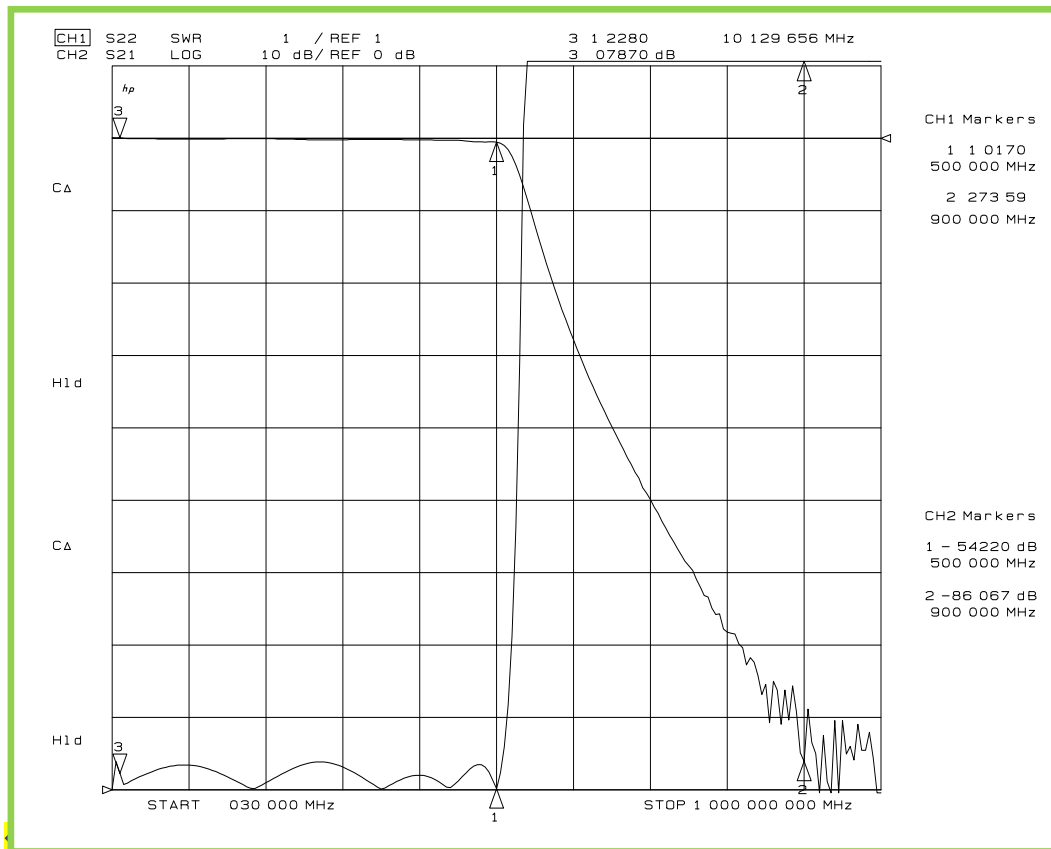
■ L/C Filter, Duplexer and Multiplexer

L/C Low Pass and High Pass Filter

◆ Dimension(mm)(RLH2350B880L1.5A12)



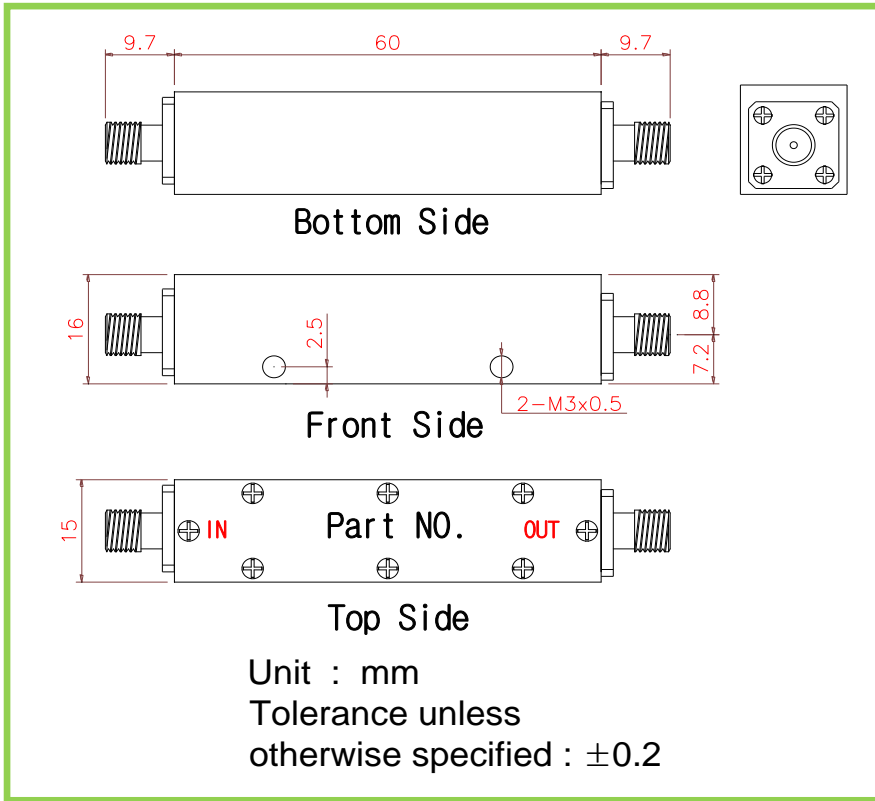
◆ LCL 500 L1.0 A80



■ L/C Filter, Duplexer and Multiplexer

L/C Low Pass and High Pass Filter

◆ Dimension(mm)(LCL 500 L1.0 A80)



■ L/C Filter, Duplexer and Multiplexer

L/C Duplexer and Multiplexer

Part Number	Freq. Range (MHz)	I.L (dB) max	R.L (dB) min	Imped. (ohms)	Attenuation (dB) / min	Dimension W x L x H (mm)
RLD23.5F457B37/806L2.5A60	L: 5 ~ 42 H: 54 ~ 860	2.5	15.	50	60 at 54~90 MHz 40 at 90~860 MHz 60 at 5~42 MHz	20 x 20 x 10 (SMD Type)
RLD40F350L1.5A60	L: 15 ~ 65 H: 250 ~ 450	1.5	14	50	60 at 15 ~ 65 MHz 60 at 250 ~ 450 MHz	40 x 15 x 10 (SMD Type)
LCD54F323.5B108-353L1.0A50N	L: DC~108 H: 147~500	1.0	15	50	50 at 147~500 50 at DC~108	98x51x28 N Female
RLD56F160B63/40L1.0A30	L: 25 ~ 88 H: 140~180	1.0	15	50	30 at 120~200 MHz 30 at DC~88 MHz 30 at 250 MHz	110 x 80 x 30 N(F) Connector
LCD120F685B240-630L0.8A60N	L: DC~240 H: 370~1000	0.8	15	50	50 at 370~1000 50 at DC~240	98x51x28 N Female
LRT120.5F431F829B107-162-262 L2.0 A35	L: 67 ~ 174 M: 350 ~ 512 H: 698 ~960	1.5 2.0 2.0	14	50	35 at other bands 20 at 1710 ~ 2700MHz	45 x 26 x ?? (SMD Type)
RLF146/380/890/1710L3.0A70	P1: 146~174 P2: 380~415 P3: 890~960 P4: 1710~1880	3.0 3.0 3.0 3.0	14	50	70 at other band	140.0x100.0x23.0 N(F) Connector
RLD170F600B100/400L1.0A30	L: 120~220 H: 400~800	1.0	15	50	30 at 50~88 MHz 10 at 250~350 MHz 30 at 100~220 MHz 10 at 880 MHz 30at1000~1200 MHz	110 x 80 x 30 N(F) Connector
LCD250F1500B500-1400L0.8A60N	L: DC~500 H: 800~2200	0.8	15	50	50 at 800~2200 50 at DC~500	98x51x28 N Female
RLD333F630B226/340L1.0A30	L: 220~446 H: 460~800	1.0	15	50	30 at 100~160 MHz 30 at 600~800 MHz 20 at 200~400 MHz 30at1000~1200 MHz	110 x 80 x 30 N(F) Connector
LRT435F880F1950B110-160-500 L2.0 A35	P1: 380~490 P2: 800~960 P3: 1700~2200	2.0	15	50	20 at P2, P3 20 at P1, 35 at P3 35 at P1, P2	45.0 x 28.0 x 8.0 (SMD Type)
LD440F610B110/140L2.5A10	L : 385~495 H : 540~680	2.5	14	50	10 at 540, 495 MHz	65.0x23.0x13.3
LCD500F1935B1000-470L0.8A50N	L: DC~1000 H: 1700~2170	0.8	15	50	50 at 1700~2170 50 at DC~1000	98x51x28 N Female
LRD540F690B110/140L2.5A10	L:485~595 H:620~760	2.5	14	50	10 at 620, 595 MHz	65.0x23.0x13.3 (SMD Type)
RLD630F1795B460/170L1.2A60	L: 400~860 H: 1710~1880	1.2 1.2	17	50	60 at 1710~1880 MHz 60 at 400~860 MHz	35.0 x 60.0 x 23.0 N(F) Connector
RLD630F2045B460/250L1.2A60	L: 400~860 H: 1920~2170	1.2 1.2	17	50	60 at 1920~2170 MHz 60 at 400~860 MHz	35.0 x 60.0 x 23.0 N(F) Connector
RLD859F1795B70/170L1.0A70	L: 824~894 H: 1710~1880	1.0	16	50	70 at 1710~1880 MHz 60 at 824~894 MHz	68 x 59 x 25 N(F) Connector
LRD880F2105 B160-790 L1.0 A25	L: 800~960 H: 1710~2500	1.0	14	50	25 at 800~960 MHz 25 at 1710~2500 MHz	16 x 10 x 5.5 (SMD Type)
LCD900F1795B200/170L1.2A60N	L: 800~1000 H: 1710~1880	1.2	16	50	70 at 1710 MHz 60 at 894 MHz	70 x 60 x 25 N(F) Connector
RLD900F1955B200/490L0.7A60	L: 800~1000 H:1710~2200	0.7	15	50	60 at 800~1000 MHz 60 at 1710~2200 MHz	98x51x28 (SMD Type)

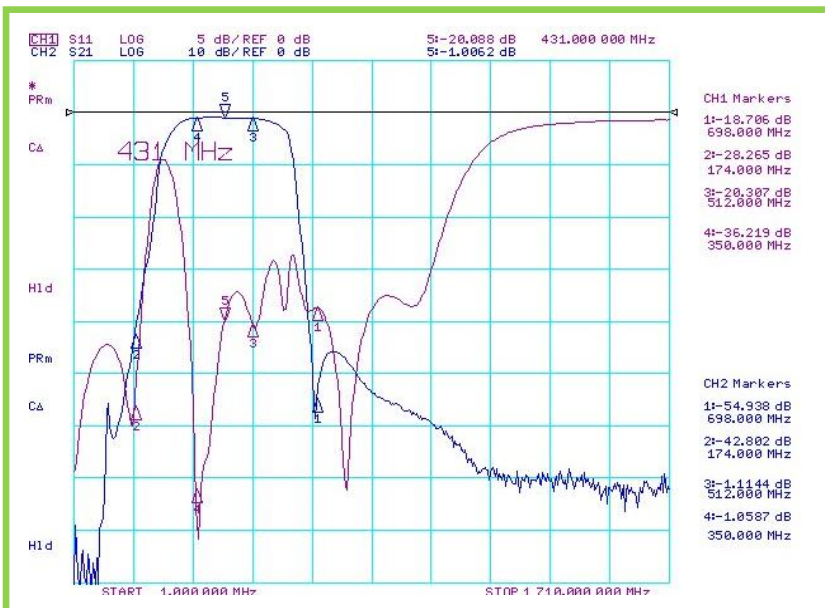
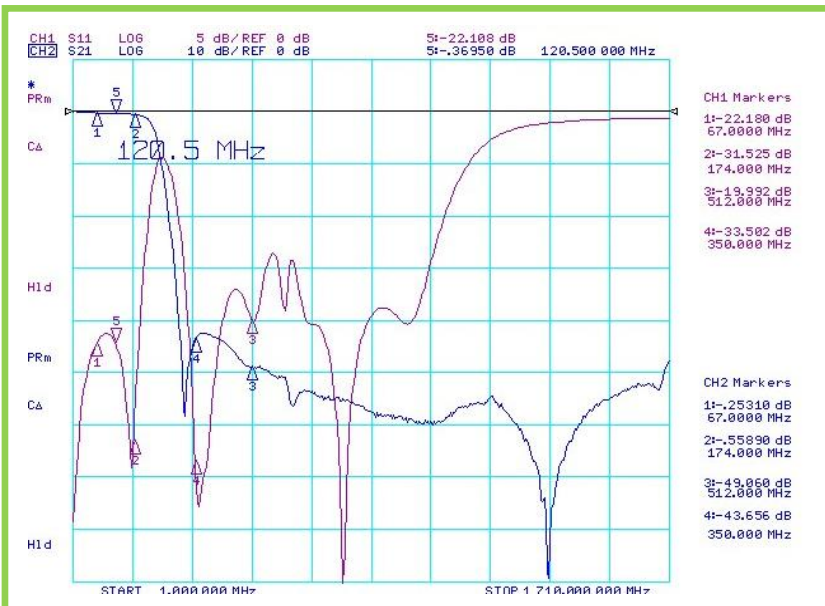
■ L/C Filter, Duplexer and Multiplexer

L/C Duplexer and Multiplexer

Part Number	Freq. Range (MHz)	I.L (dB) max	R.L (dB) min	Imped. (ohms)	Attenuation (dB) / min	Dimension W x L x H (mm)
LRD920F1940B80-460L1.0A20	L:880~960 H:1710~2170	1.0	14	50	20 at 880~960 MHz 20 at 1710~2170 MHz	16.0x10.0x5.5 (SMD Type)
RLD925F1795B70/170L1.5A20	L: 890~960 H: 1710 ~1880	1.5	14.	50	20 at 1710 ~1880 MHz 20 at 890~960 MHz	45 x 35 x 14 N(F) Connector
RLD1000F2450B1200/100A75	L: 800~2000 H: 2400~2500	1.5	12	50	75 at 2400~2500 MHz 75 at 800~2000 MHz	80 x 60 x 30 N(F) Connector
RLD1340F2045B1080/250L2.0A50	L: 800~1880 H: 1920~2170	2.0	12	50	50 at 1920~2170 MHz 50 at 800~1880 MHz	100.0x80.0x30.0 N(F) Connector
RLD1795F2045B170/250L1.0A20	L: 1710~1880 H: 1920~2170	1.0	15.	50	20 at 1920~2170 MHz 20 at 1710~1880 MHz	32 x 25 x 10 (SMD Type)

► Performance

◆ LRT120.5F431F829B107-162-262 L2.0 A35

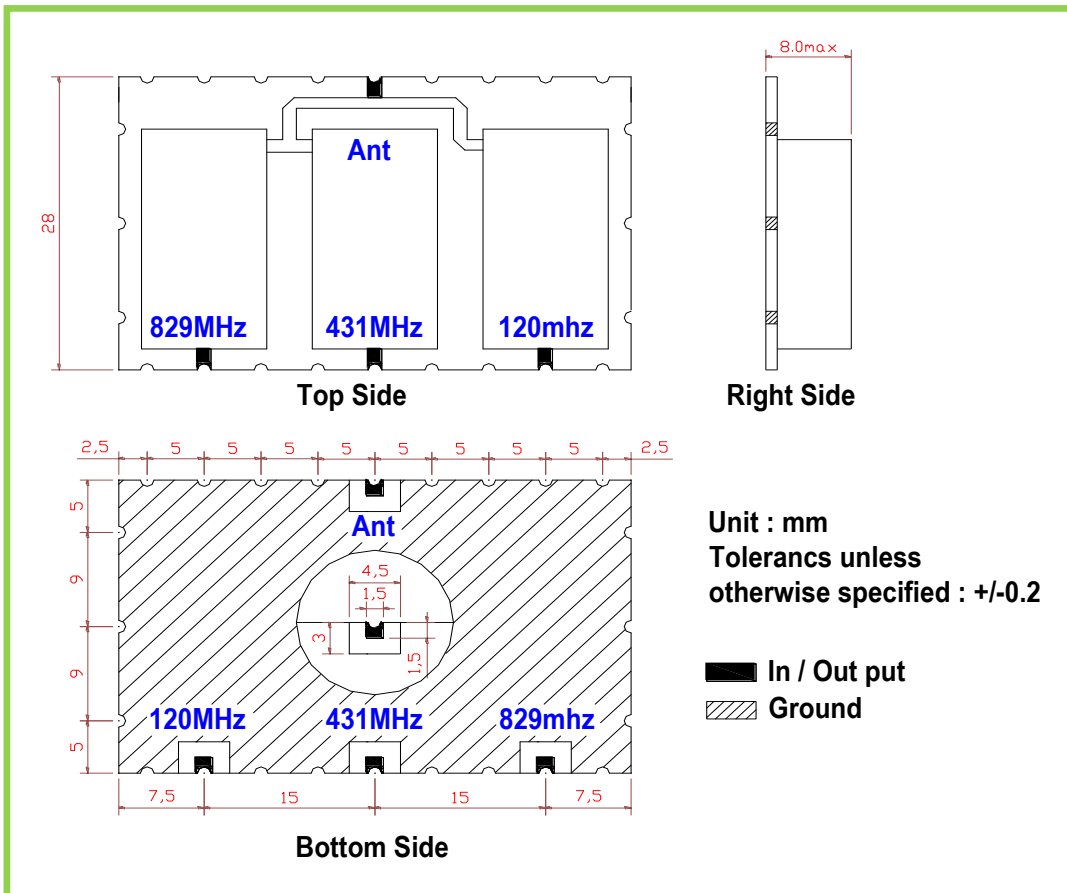


■ L/C Filter, Duplexer and Multiplexer

L/C Duplexer and Multiplexer



◆ Dimension(mm)(LRT120.5F431F829B107-162-262 L2.0 A35)

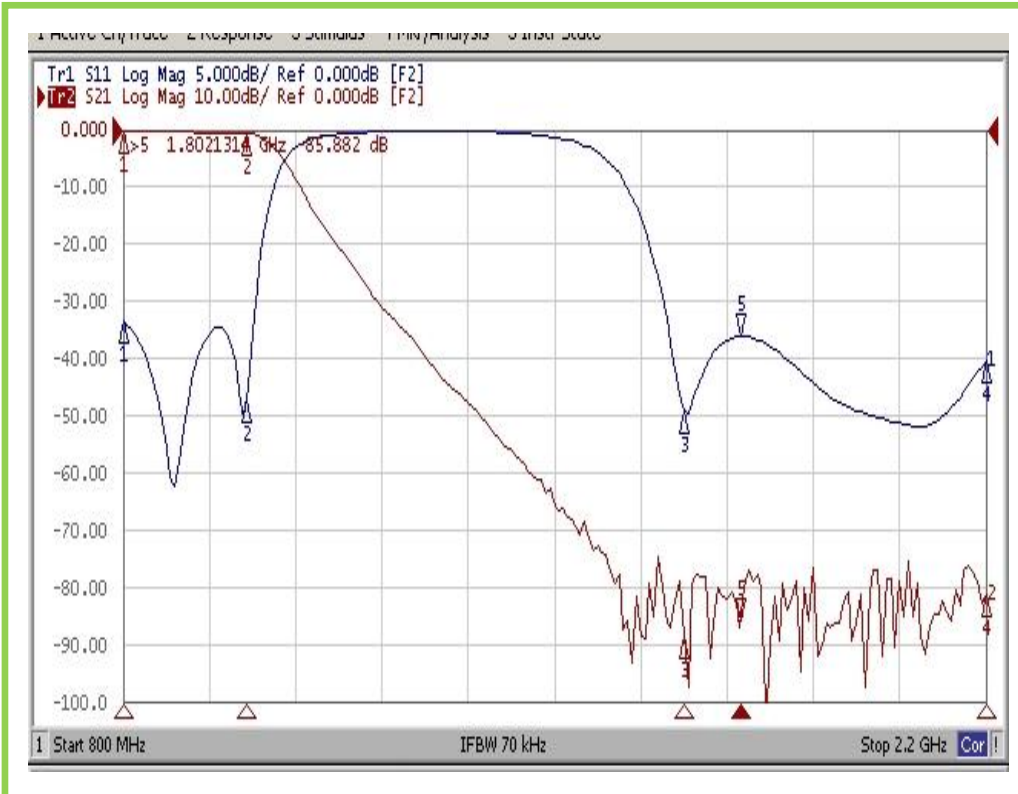


■ L/C Filter, Duplexer and Multiplexer

L/C Duplexer and Multiplexer

► Performance

◆ LCD900F1795 B200-170 L1.2 A60N



■ L/C Filter, Duplexer and Multiplexer

L/C Duplexer and Multiplexer

◆ Dimension(mm)(LCD900F1795 B200-170 L1.2 A60N)

