

## ❖ Circulator & Isolator


(주)알티엑스테크놀로지

### Feature

From 400MHz to 3GHz  
Connectorized (SMA,N)  
1" & 3/4" Drop -in Type  
Clockwise or Counter-Clockwise Orientation  
BeO Free

### Application

TRS, CDMA, GSM, Cellular, PCS  
UMTS, Custom Design Available



## Drop-in Type Circulator

### Specification

Part Number	Frequency (MHz)	Isolation (dB) Min	Insertion Loss(dB) Max.	VSWR Max.	Power (Watts) Max	Operating temperature (°C)
RTC380-450YD	380~450	20	0.5	1.2 : 1	50	-30~+70
RTC410-470ADC	410~470	17	0.5	1.35 : 1	100	-30~+85
RTC450-520YD	450~520	20	0.5	1.2 : 1	50	-30~+70
RTC465-515YD	465~515	20	0.5	1.2 : 1	50	-20~+70
RTC510-600ADC	510~600	17	0.5	1.35 : 1	100	-30~+85
RTC600-690ADC	600~690	17	0.5	1.25 : 1	100	-30~+85
RTC690-780ADC	690~780	17	0.5	1.35 : 1	100	-30~+85
RTC780-870ADC	780~870	17	0.5	1.35 : 1	100	-30~+85
RTC805-960KD	805~960	10	0.7	1.35 : 1	20	-20~+75
RTC806-824KD	806-824	20	0.25	1.2 : 1	120	-30~+85
RTC824-849 KD	824-849	20	0.25	1.2 : 1	120	-30~+85
RTC851-869 KD	851-869	20	0.25	1.2 : 1	120	-30~+85
RTC869-894 KD	869-894	20	0.25	1.2 : 1	120	-30~+85
RTC880-915 KD	880-915	20	0.25	1.2 : 1	120	-30~+85
RTC890-915 KD	890-915	20	0.25	1.2 : 1	120	-30~+85
RTC902-928KD	902-928	20	0.3	1.2 : 1	150	-20~+80
RTC925-960 KD	925-960	20	0.25	1.2 : 1	120	-30~+85
RTC935-960 KD	935-960	20	0.25	1.2 : 1	120	-30~+85
RTC1710-1785 KD	1710-1785	20	0.4	1.2 : 1	120	-30~+85
RTC1750-1780 KD	1750-1780	20	0.4	1.2 : 1	120	-30~+85
RTC1805-1880 KD	1805-1880	20	0.4	1.2 : 1	120	-30~+85
RTC1840-1870 KD	1840-1870	20	0.4	1.2 : 1	120	-30~+85
RTC1850-1910 KD	1850-1910	20	0.4	1.2 : 1	120	-30~+85
RTC1920-2170AD	1920-2170	18	0.5	1.2 : 1	100	-30~+70
RTC1930-1990 KD	1930-1990	20	0.4	1.2 : 1	120	-30~+85
RTC2090-2190 KD	2090-2190	20	0.4	1.2 : 1	120	-30~+85
RTC2110-2170AD	2110-2170	20	0.4	1.2 : 1	100	-30~+70
RTC2300-2500KD	2300-2500	20	0.4	1.2 : 1	150	-30~+70
RTC2500-2700AD	2500-2700	20	0.4	1.2 : 1	100	-30~+70
RTC2600-2700 KD	2600-2700	20	0.4	1.2 : 1	120	-30~+85

## *Drop-in Type Isolator*

### Specification

Part Number	Frequency range (MHz)	Isolation (dB) Min.	Insertion Loss(dB) Max.	V.S.W.R (Max.)	Power (Watts) Max	Size (Inch)	Operating temperature (°C)
RTI806-824KD	806-824	20	0.25	1.2 : 1	120	1	-30~+85
RTI824-849 KD	824-849	20	0.25	1.2 : 1	120	1	-30~+85
RTI824-905KD	824-905	20	0.30	1.2 : 1	120	1	-30~+85
RTI851-869 KD	851-869	20	0.25	1.2 : 1	120	1	-30~+85
RTI860-960KD	890-960	20	0.3	1.2 : 1	100	1	-20~+85
RTI869-894 KD	869-894	20	0.25	1.2 : 1	120	1	-30~+85
RTI876-915KD	876-915	20	0.25	1.2 : 1	120	1	-30~+85
RTI880-915 KD	880-915	20	0.25	1.2 : 1	120	1	-30~+85
RTI890-915 KD	890-915	20	0.25	1.2 : 1	120	1	-30~+85
RTI921-960KD	921-960	20	0.30	1.2 : 1	120	1	-30~+85
RTI925-960 KD	925-960	20	0.25	1.2 : 1	120	1	-30~+85
RTI935-960 KD	935-960	20	0.25	1.2 : 1	120	1	-30~+85
RTI1710-1785 KD	1710-1785	20	0.40	1.2 : 1	120	3/4	-30~+85
RTI1750-1780 KD	1750-1780	20	0.40	1.2 : 1	120	3/4	-30~+85
RTI1805-1880 KD	1805-1880	20	0.40	1.2 : 1	120	3/4	-30~+85
RTI1840-1870 KD	1840-1870	20	0.40	1.2 : 1	120	3/4	-30~+85
RTI1850-1910 KD	1850-1910	20	0.40	1.2 : 1	120	3/4	-30~+85
RTI1620-1670KD	1620-1670	20	0.3	1.2 : 1	100	3/4	-30~+85
RTI1920-1980KD	1920-1980	22	0.4	1.2 : 1	120	3/4	-30~+85
RTI1930-1990 KD	1930-1990	20	0.40	1.2 : 1	120	3/4	-30~+85
RTI2090-2190 KD	2090-2190	20	0.40	1.2 : 1	120	3/4	-30~+85
RTI2110-2170KD	2110-2170	20	0.40	1.2 : 1	120	3/4	-30~+85
RTI2600-2700 KD	2600-2700	20	0.40	1.2 : 1	120	3/4	-30~+85

*Connectorized Circulator & Isolator***Specification**

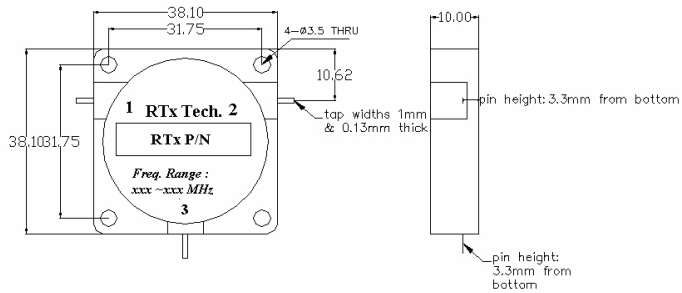
Part Number	Frequency range (MHz)	Isolation (dB) Min.	Insertion Loss(dB) Max.	V.S.W.R (Max.)	Power (Watts) Max	Size (Inch)	Operating temperature (°C)
RTI800-1000KSC	800-1000	17	0.5	1.35 : 1	100	SMA	-20~+70
RTI806-824KC	806-824	20	0.25	1.2 : 1	150	SMA, N	-30~+85
RTI824-849 KC	824-849	20	0.25	1.2 : 1	150	SMA, N	-30~+85
RTI850-880KSC	850-880	22	0.25	1.2 : 1	150	SMA	-30~+85
RTI851-869 KC	851-869	20	0.25	1.2 : 1	150	SMA, N	-30~+85
RTI869-894 KC	869-894	20	0.25	1.2 : 1	150	SMA, N	-30~+85
RTI880-915 KC	880-915	20	0.25	1.2 : 1	150	SMA, N	-30~+85
RTI890-915 KC	890-915	20	0.25	1.2 : 1	150	SMA, N	-30~+85
RTI925-960 KC	925-960	20	0.25	1.2 : 1	150	SMA, N	-30~+85
RTI935-960 KC	935-960	20	0.25	1.2 : 1	150	SMA, N	-30~+85
RTII400-1550KSC	1400-1550	22	0.25	1.2 : 1	150	SMA	-30~+85
RTII680-1800SMF	1680-1800	20	0.4	1.2 : 1	100	SMA,SAM	-20~+70
RTC1705-1925NS	1705-1925	18	0.45	1.35 : 1	120	SMA	-30~+70
RTII710-1785 KC	1710-1785	20	0.25	1.2 : 1	150	SMA, N	-30~+85
RTII750-1780 KC	1750-1780	20	0.25	1.2 : 1	150	SMA, N	-30~+85
RTII805-1880 KC	1805-1880	20	0.25	1.2 : 1	150	SMA, N	-30~+85
RTII840-1870 KC	1840-1870	20	0.25	1.2 : 1	150	SMA, N	-30~+85
RTII850-1910 KC	1850-1910	20	0.25	1.2 : 1	150	SMA, N	-30~+85
RTC1900-2200ADC	1900-2200	20	0.4	1.22 : 1	200	SMA	-30~+85
RTII930-1990 KC	1930-1990	20	0.25	1.2 : 1	150	SMA, N	-30~+85
RTII990-2110SMF	1990-2110	20	0.4	1.2 : 1	30	SMA	-40~+70
RTII990S2110SMF	1990-2110	20	0.4	1.2 : 1	30	SMA, SAM	-40~+70
RTI2000-2150KSC	2000-2150	20	0.3	1.2 : 1	100	SMA,SAM	-20~+70
RTI2090-2190 KC	2090-2190	20	0.25	1.2 : 1	150	SMA, N	-30~+85
RTI2150-2300KSC	2150-2300	20	0.3	1.2 : 1	100	SMA,SAM	-20~+70
RTC2300-2400KSF	2300-2400	22	0.3	1.2 : 1	120	SMA	-30~+80
RTC2400-2700ASF	2400-2700	18	0.5	1.3 : 1	200	SMA	-30~+85
RTC2550-2660ASC	2550-2660	22	0.3	1.2 : 1	120	SMA, N	-30~+80
RTI2600-2700KSF	2600-2700	22	0.3	1.2 : 1	60	SMA	-40~+70
RTI6400R7400SMF	6400-7400	20	0.4	1.2 : 1	1	SMA	-40~+70
RTI7500-8500 KC	7500-8500	18	0.35	1.25 : 1	150	SMA	-30~+85
RTI7850-8050SMF	7850-8050	20	0.3	1.2 : 1	1	SMA	-30~+80
RTI9000-10000 KC	9000-10000	18	0.35	1.25 : 1	150	SMA	-30~+85



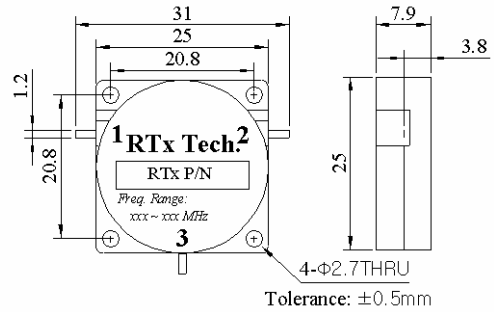
# Drop-in & Connectorized Type

## Dimension

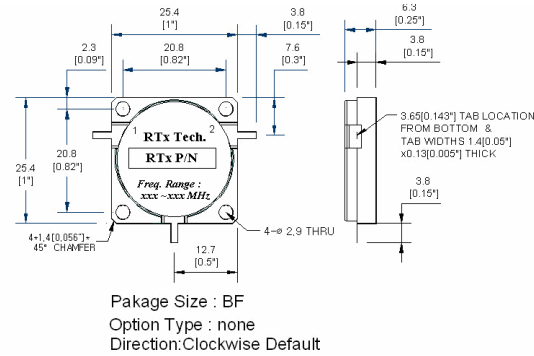
### • Drop-in type circulator



### • TETRA BAND

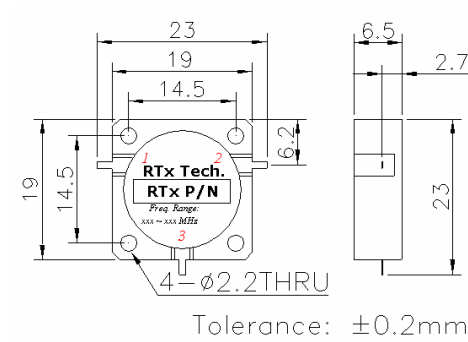


### • TETRA BAND

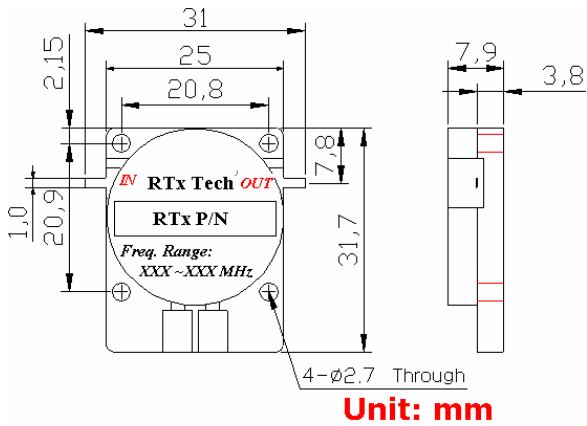


### • GSM BAND

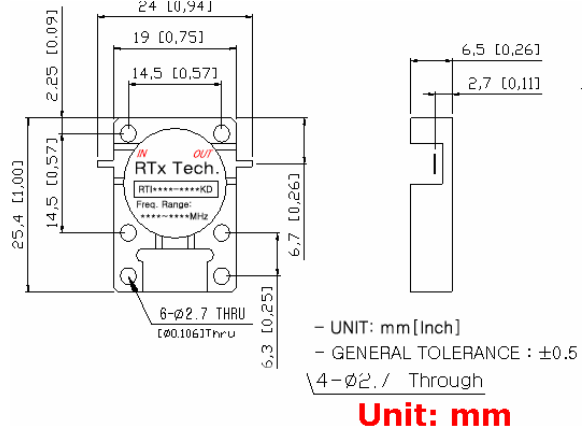
### • DCS/UMTS BAND



### • Drop-in type isolator

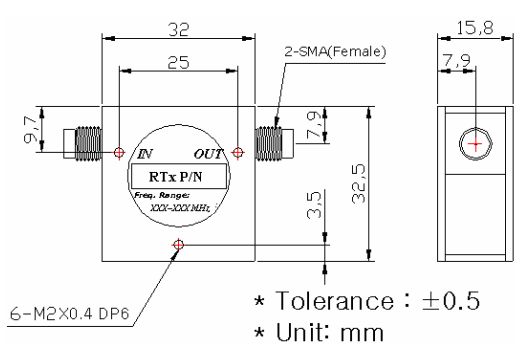


### • GSM BAND

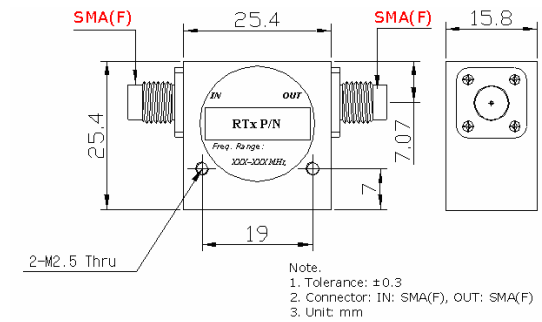


### • DCS/UMTS BAND

### • Connectorized circulator & isolator



### • GSM / DCS BAND

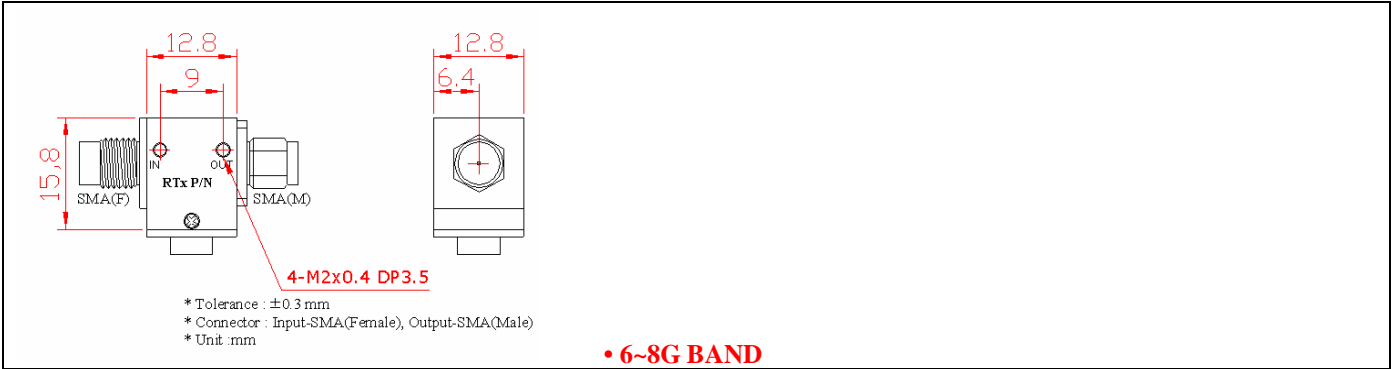


### • UMTS BAND



## Drop-in & Connectorized Type

### Dimension



### Performance

